


Organization

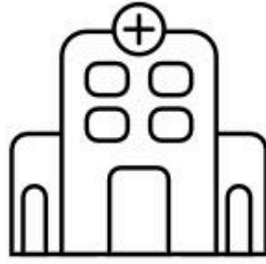
* Enter the Fiscal Year End Date for the Quality and Safety budget you are reporting on (this should be the current or most recent fiscal year for which you have budget numbers)



* Are you reporting the budget for a stand alone hospital, a single hospital within a health system or a health system?

- Stand Alone Hospital
- Single Hospital Within a Health System
- Health System

* Which of the following best describes your health system? Please select only one.



Geographically Narrow System (majority of facilities in one Designated Marketing Area (DMA))



Regional Health System (facilities spread across multiple DMAs within 1 Census region)



National Health System (facilities spread across more than 1 Census region)

* What type of hospital are you reporting for. If you are reporting for at the health system level please select ALL the hospital types included in the budget you are reporting for. Please select all that apply.

- Academic Medical Center
- Major Teaching Hospital
- Not-For-Profit Hospital
- For-Profit Hospital
- Cancer Hospital
- Children's Hospital
- Critical Access Hospital
- Long-Term Acute Care Hospital
- Rehab Hospital
- Rural Hospital
- VA/Government Hospital
- Other, please specify:

American Hospital Association Data

Net Patient Revenue

2703645085

Adjusted Discharges

72579

Total Systemwide FTEs

16519

of Hospitals

12

Total Hospital Beds

2305

Beds in Largest Hospital

485

For FY 2021, what were your system's: (if you are responding as a hospital please report this information for your hospital)

* Net Patient Revenue

* Adjusted Discharges

* Total Systemwide FTEs

* # of Hospitals

* Total Hospital Beds

* Beds in Largest Hospital

Comment / clarification on responses (optional)


* What is the official title of your organization's most senior Quality and Safety leader?

- Chief Quality Officer
- Vice-President
- Executive Director
- Director
- Chief Nursing Officer
- Other, please specify:

* To whom does your organization's most senior Quality and Safety leader report?

- Board of Directors
- Chief Executive Officer/President
- Chief Operating Officer
- Chief Medical Officer
- Other, please specify:

Please specify

* To what degree is your Quality and Safety budget centrally managed or decentralized? Please move the slider to the best location on the bar below. 

Slider bar for budget management degree

Budget and Staffing

* Please indicate which of the following expense categories are included in your Quality and Safety Budget for Fiscal Year 2021. Please think about both staffing and expenditures. Please include any expense categories below, regardless of cost center, if responsibility for this expense category rolls up under the top Quality and Safety Leader in your organization.

- [Government/Required Registry Reporting](#)
- [Non-Required Registry Reporting](#)
- [Performance Improvement \(Quality Domains Separate\)](#)
- [Process Improvement \(Organization-Wide\)](#)
- [Health Data Analytics](#)
- [Patient Safety](#)
- [Regulatory, Accreditation and Licensure](#)
- [Practitioner Credentialing and Perf. Review](#)
- [Population Health and Care Transitions](#)
- [Clinical Risk Management](#)
- [Training for Quality and Safety Staff](#)
- [Infection Control and Prevention](#)
- [Environmental Health and Safety](#)
- [Radiation Safety](#)
- [Nursing Quality](#)
- [Policy and Procedure Management](#)
- [Primary Care](#)
- [Claims/Insurance Risk Management](#)
- [Ambulatory Surgery Centers](#)
- [Skilled Nursing](#)
- [Patient Experience](#)
- [Ombudsman](#)
- Other:
- Other 2:
- Other 3:

* Please indicate the whole dollar amounts allocated to each of the expense categories below. Provide a whole number to the nearest dollar (e.g. \$425,642) in the text box beside each item. Please include the cost of salaries and benefits.

<input type="text"/>	Government/Required Registry Reporting
<input type="text"/>	Non-Required Registry Reporting
<input type="text"/>	Performance Improvement (Quality Domains Separate)
<input type="text"/>	Process Improvement (Organization-Wide)
<input type="text"/>	Health Data Analytics
<input type="text"/>	Patient Safety
<input type="text"/>	Regulatory, Accreditation and Licensure
<input type="text"/>	Practitioner Credentialing and Perf. Review
<input type="text"/>	Population Health and Care Transitions
<input type="text"/>	Clinical Risk Management
<input type="text"/>	Training for Quality and Safety Staff
<input type="text"/>	Infection Control and Prevention
<input type="text"/>	Environmental Health and Safety
<input type="text"/>	Radiation Safety
<input type="text"/>	Nursing Quality
<input type="text"/>	Policy and Procedure Management
<input type="text"/>	Primary Care
<input type="text"/>	Claims/Insurance Risk Management
<input type="text"/>	Ambulatory Surgery Centers
<input type="text"/>	Skilled Nursing
<input type="text"/>	Patient Experience

Ombudsman

Other:

Other 2:

Other 3:

Total FY 2021

*** Based on the information provided above, your total Quality and Safety budget for fiscal year 2021 is approximately . Please confirm this is correct.**

Confirming

* Please indicate the FTEs each of the expense categories below. You can combine part time employees and use decimals, for example 3 employees who each work 20 hours would equal 1.5 FTEs.

- | | |
|----------------------|--|
| <input type="text"/> | Government/Required Registry Reporting |
| <input type="text"/> | Non-Required Registry Reporting |
| <input type="text"/> | Performance Improvement (Quality Domains Separate) |
| <input type="text"/> | Process Improvement (Organization-Wide) |
| <input type="text"/> | Health Data Analytics |
| <input type="text"/> | Patient Safety |
| <input type="text"/> | Regulatory, Accreditation and Licensure |
| <input type="text"/> | Practitioner Credentialing and Perf. Review |
| <input type="text"/> | Population Health and Care Transitions |
| <input type="text"/> | Clinical Risk Management |
| <input type="text"/> | Training for Quality and Safety Staff |
| <input type="text"/> | Infection Control and Prevention |
| <input type="text"/> | Environmental Health and Safety |
| <input type="text"/> | Radiation Safety |
| <input type="text"/> | Nursing Quality |
| <input type="text"/> | Policy and Procedure Management |
| <input type="text"/> | Primary Care |
| <input type="text"/> | Claims/Insurance Risk Management |
| <input type="text"/> | Ambulatory Surgery Centers |
| <input type="text"/> | Skilled Nursing |
| <input type="text"/> | Patient Experience |

Ombudsman

Other:

Other 2:

Other 3:

Total FY 2021

* Based on the information provided above, your total Quality and Safety FTEs number for fiscal year 2021 is approximately . Please confirm this is correct.

Confirming

* What percentage of your 2021 Quality and Safety budget is salaries and benefits?

* How many people does your average quality and safety manager have reporting to them? Please provide your best estimate.

Additional Feedback

Are there any other unique areas or initiatives being done within the Quality and Safety function for your organization that we did not capture?

Do you have any suggestions for questions you would like included as part of future versions of this benchmarking study?

Please use the space below for any additional comments that you would like to make about the questions in this survey.